

ON THE LEFT HAND SIDE OF YOUR HOME LOGIC SCREEN WILL BE A LIST OF WHAT YOU CAN ACCESS.

Dear Parent/Guardian:

Welcome to Home Logic – the parent/student portal to student information!

To improve communication between school and our parents/guardians, Lester B. Pearson has introduced a parent portal called “Home Logic”. This online environment allows parents/guardians to check their child’s progress throughout the school year. The following information can be viewed about your child.

1. **Attendance:** This information will be available for each day. You will be able to access the class, date, and reason for the absence. Attendance information can also be printed from your home.
2. **Schedule:** This feature allows you to see your child’s class schedule on any given day for the semester/school year. The display also includes class times and the teacher’s name. Convenient navigation buttons allow you to see a student’s schedule for any given day in the school year as it exists now in our data.
3. **Transcripts:** Parents and students will be able to review his/her past class’s final marks. While it is unofficial, this information can also be printed for your convenience.
4. **Demographics:** Although the information will not be editable from Home Logic, you will be able to see the current information we have about your child(ren) at the school.

The Home Logic program can give you a glimpse of what is going on, but it should not replace direct contact with the school. If you have a question for a teacher or administrator, please ask.

For now, information provided to you from our Student Information System will be in a Read-only format. Please contact the school directly with any changes you would like to communicate with the school.

Home Logic website: <https:sirswebapps.cbe.ab.ca/homelogic/>

Please visit this website and click on the “New User?” prompt to create an account. Please note, for the security of your child(ren)’s information, you will need to be registered with the school as a parent/guardian who receives mail in order to create a valid account. It is also very important to have a valid email that is registered at your child(ren)’s school, as this is where your username and password will be emailed.

If you have trouble creating an account, please open the Lester B Pearson web page at <http://schools.cbe.ab.ca/b865> for further instructions to help you in the creation of your account or contact the school at (403) 280-6565.

As this new application will take some time to understand, we thank you in advance for your patience while we implement this new approach.

Again, if you have any questions about Home Logic or have difficulty with your account, please do not hesitate to contact the school at the above number.

Thank you!

Pat Thalheimer
Principal
Lester B. Pearson High School

Tips for Successful Home Logic Registration and Use

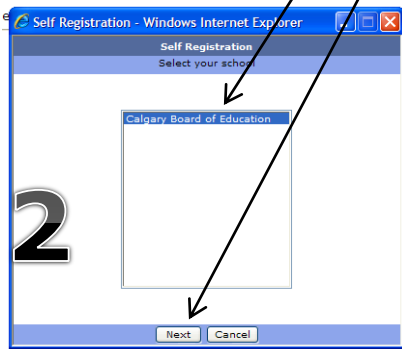

- You will need to enter information specific to your child including his/her CBE ID number. This number can be found on a report card or by asking your child. (This is the same number they use to log in to the computers at school)
- Be careful when entering information requested for registration. The data you enter must be an **exact** match with our database or access will be denied. This is an added measure for information security.
- If the information you enter **DOES NOT** match the database, you will receive one of two messages: “There are no Parents that match the information entered” or “There are no Students that match the information entered”. Please contact your child(ren)’s school office at (403) 280-6565 if you receive either of these messages.
- Home Logic is a resource intended only for your use to view your child(ren)’s school information. Keep your login information private and **DO NOT** share login information with others.



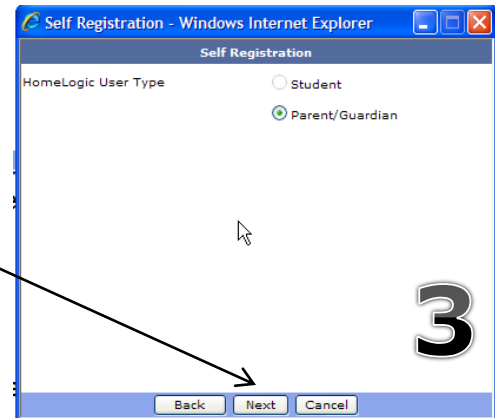
Walkthrough of Self-Registration to HomeLogic

Open an internet browser and go to
<https://sirswebapps.cbe.ab.ca/HomeLogic>

1. As a first time HomeLogic user, click the **New User** button and follow the on-screen prompts.
2. You need to click **Calgary Board of Education** before you click **Next** to go to the next screen.



3. You will need to ensure you are registering as a parent, then click **Next**.
4. You must fill in all of the information requested to register successfully. CBE Student Numbers can also be found on all report cards. Because students log in to our computer system with these numbers, students should also know this 9 digit number.

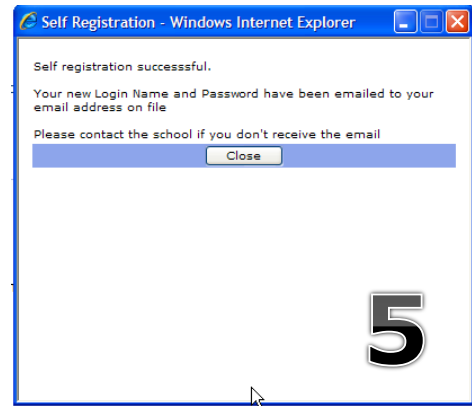


Parents: You only need to enter student information for one of the children in your household. HomeLogic will automatically find all of the siblings who live with you, and link their scholastic information to your account.

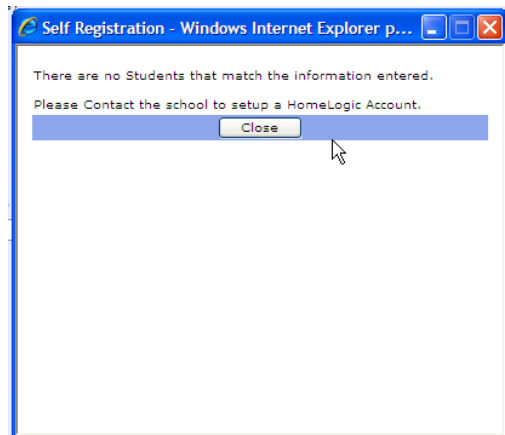
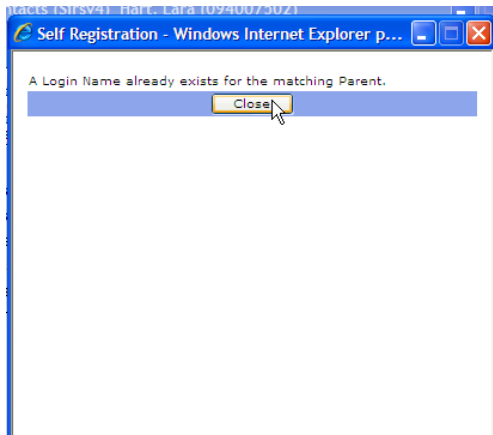
Now Click the **Register** button.

5. One of three messages will appear. If you are successful, you will receive a message like the one to the right. Check your email for your username and password. Click the Close button.

If your email address is different than the one on file at the school, you will not receive your login information. Please contact the school as soon as you are able if you do not receive an email with HomeLogic login credentials.



6. If you receive either of the messages below, please check your information and try to register one more time. If this proves to be unsuccessful, please contact your child's school for support to create a login ID for HomeLogic.



6

7. Your successful registration email will look similar to the one below.

```
Parent Test,
You have successfully self registered to use HomeLogic

Your login name is PTest63
Your password is 123456

Contact the school immediately if there are any problems with your account.

This message was automatically generated from HomeLogic.
```

7

Please contact your child's school if you need any further assistance with your Self-Registration to HomeLogic.